


The Sennheiser Mobile Connect App Assisted Listening on Your Smartphone

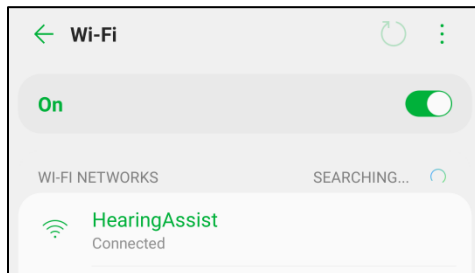


At home: Download the App

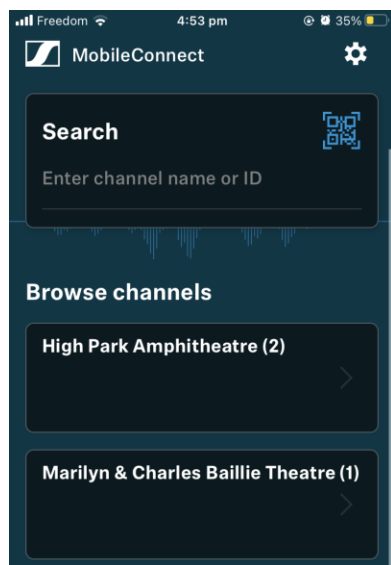


Search “Sennheiser MobileConnect” in your app store to download.

Bring your own headphones to the theatre, or borrow a pair of earbuds from the box office (if your phone has a headphone jack)

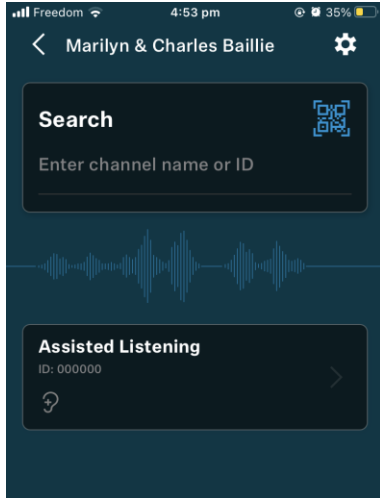


Connect to the Hearing Assist WiFi network

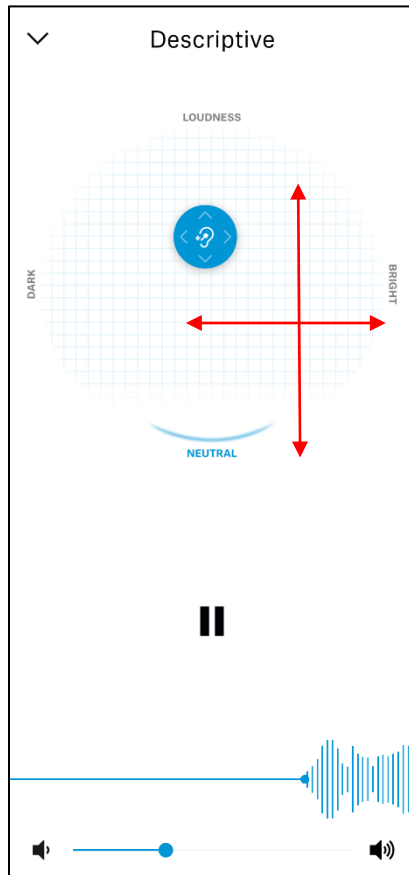


Go into app and wait until “Browse Channels” appears (can take 1-2 minutes)

Open the app and select which venue you are in



Select “Assisted Listening”



Drag the blue circle up to increase the volume, or down to decrease the volume; drag the blue circle to the right to emphasize the bass (low tones), or to the left to emphasize the treble (high tones)

Click the pause button to pause the sound

Use the volume buttons on your phone, or the volume bar along the bottom of the screen, to increase or decrease the volume.

Once you have it set the way you like, you can lock your phone and enjoy the show.